

# Year 5 Felt animal Knowledge Organiser

By the end of this project you will:

- ✓ Learn how to be safe in the DT Textiles room.
- ✓ Sew a bookmark to practice **embroidery** stitches.
- ✓ Make the bookmark using **felt**.
- ✓ Complete an **evaluation** of your work.


Practical skills you will use:

- ✓ Make a **paper template** for your bookmark.
- ✓ Cut the pieces needed out of **felt**.
- ✓ Prepare your thread for sewing: thread your needle and tie an end knot.
- ✓ Use a range of **embroidery** stitches.
- ✓ Use extra **embellishments** to enhance your design.




## Key Vocabulary

Felt	A woven fabric that is easy to cut and sew.
Design	Come up with some ideas for your toy. What will it look like?
Paper template	A paper version of the pieces needed to make your bookmark.
Embroidery	A form of decorative stitching. Examples include back stitch, cross stitch and running stitch.
Stitches	A loop of thread resulting in a single movement of the needle in sewing.
Embellishments	Decorative features, including buttons and extra details in pieces of felt.
Evaluation	A reflection on your work, thinking about what went well and what you could have improved.








Can you list the equipment you will need?



**Introduction**  
 This Textiles unit will teach your class about how to write their own customer Profile. They will design products with the user in mind thinking about aesthetics and function.

Annotated designs will be used to communicate ideas as well as step by step plans. Students will learn how to make fabric and experiment with a variety of fabric decoration techniques. Students will sew a pencil case with a zip, using their own fabric that they have created. Finally students will learn how to write a detailed evaluation.



## Keywords:

- Heat Press
- Natural
- Decoration
- Tacking
- Fabric Transfer Paints
- Sublimation Printing
- Scissors
- Reverse
- Product Analysis
- Colour
- Structure
- Decoration
- Poly-cotton
- Zip
- Stitch
- Thread
- Design
- Template
- Measuring
- Fit for Purpose
- Needle
- Fastening

