


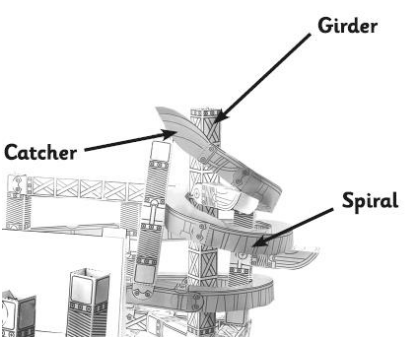



'Marbulous Structures'



KS2 Materials - Knowledge Organiser

- 1) Cut _____
- 2) Hill Fold - - - - -
- 3) Valley Fold - - - - -
- 4) Optional - - - - -



You should be able to...

- Apply your understanding of free standing structures to help build them.
- Use a wider range of tools and equipment to perform practical tasks accurately.
- Use appropriate cutting and shaping techniques that include cuts within the perimeter of the material such as slots.
- Select appropriate joining techniques.
- Design and build a marble run which incorporates some varied bends.
- Consider the aesthetics when building a marble run.
- Consider the views of others to improve your work.

Keywords:

- Structure Stability Sturdy
- Cardboard Craft knife
- Scissors Team work
- Time management Join Bend
- Fold Marble
- Plan Design Model
- Prototype Reinforce
- Evaluate Measure Precision
- Quality Finish
- Freestanding Strengthen Test
- Girder Spiral Catcher

Reuse and Recycle



Creating joins and bends...

